

Connect to iPhone

1.

Turn on the Bluetooth of your iPhone and put your AirPods Pro's earbuds into Pods2Air charging case.

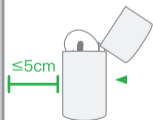


2.

Place it near an unlocked iPhone and open the charging case top cover. It will automatically connect to your iPhone if your AirPods Pro has been paired with this iPhone previously.

3.

If your AirPods Pro has not been paired with your iPhone, please long press the pairing button on the back of the charging case after step 2. Then follow onscreen instructions.



Connect to other devices

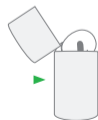
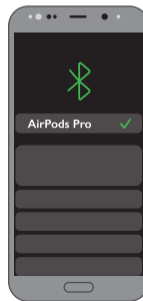
1.

Put your AirPods Pro's earbuds into Pods2Air charging case then, place it next to the device you want to pair with, and open the case top cover to begin.



2.

Press the button until the white light blinks on the charging case then, go to device's Bluetooth settings and choose AirPods Pro.



LED light display

Same as original



White light
Pairing



Green light
Fully charged



Orange light
Charging

The LED light will automatically turn off after closing the top cover for about 2 seconds. Double tap on the surface to display the LED light to check the battery status.

⚡ Recharging



Wireless Charging



Type-C Cable Charging



Specification

(mm)

Compatibility

AirPods Pro

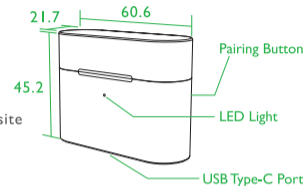
Power Parameters

Input 5V/1A

iPhone Requirement

Refer to Apple Inc. official website for iOS supported version

* Earbuds are not included !



Safety Notices

1. Pods2Air is not a waterproof device. Please DO NOT place this product in a bathroom, rain or other environment that may be splashed with water to avoid malfunction.

2. Pods2Air has built-in rechargeable Li-Polymer battery. Please treat the device with extra care that you normally would with Li-Polymer products such as power bank. DO NOT throw Pods2Air into fire and keep away from high heat environment such as oven, microwave oven, cooker, etc. As this can cause your Li-Polymer battery to explode.

4. If your Pods2Air housing has expanded beyond its normal shape (possibly due to battery fault) please stop using the device immediately and contact your dealer or ViseeO as soon as you can.

5. ViseeO will not be responsible for improper use of the device resulting in damage to your Pods2Air.

Disclaimer

IMPORTANT! READ BEFORE USE!

Copyright

This publication, including all photographs and illustrations are protected under international copyright laws, with all rights reserved. Neither this manual, nor any of the materials contained herein, maybe reproduced without the express written consent of ViseeO.

Trademarks

All product names, logos, brands, trademarks and registered trademarks are property of their respective owners. All company, product and service names used on the packaging and instruction are for identification purposes only. Use of these names, trademarks and brands does not imply endorsement.

The use of 3rd party trademark is only for describing the purpose of the product. ViseeO & Pods2Air do not affiliate nor associate with Apple Inc. and its trademarks, AirPods Pro.

FCC

This device complies with part 15 of the FCC Rules. Operation is subject to the following two conditions:

- (1) This device may not cause harmful interference, and
- (2) this device must accept any interference received, including interference that may cause undesired operation.

ViseeO One (1) Year Limited Warranty

IMPORTANT: BY USING Pods2Air YOU ARE AGREEING TO BE BOUND BY THE TERMS OF VISEEO ONE (1) YEAR LIMITED WARRANTY (here after called "WARRANTY") AS SET OUT BELOW. DO NOT USE YOUR PRODUCT UNTIL YOU HAVE READ THE TERMS OF THE WARRANTY. IF YOU HAVE READ THE TERMS OF THE WARRANTY, IF YOU DISAGREE TO THE TERMS OF THE WARRANTY, DO NOT USE THE PRODUCT AND RETURN IT TO THE PLACE OF YOUR LOCAL OR ONLINE DEALER WITHIN 7 DAYS OF PURCHASE FOR A REFUND.

Disclaimer of warranties:

This warranty gives you specific rights that apply the purchase of the products. Some jurisdictions do not permit limitations on how long an implied warranty lasts, so the above limitation may not, under such law be applicable. For a full understanding of your rights you should consult the laws of your country, province, state or special administrative region.

Limitation of damages

In addition to the above warranty disclaimers, in no event will Triamp Technology Ltd. (Here after called "Triamp") be liable for any consequential, incidental, exemplary, or special damages, including any damages for lost data or lost profits, arising from or relating to this limited warranty or the product, and Triamp's total cumulative liability arising from or related to this limited warranty or the product will not exceed the amount actually paid for the product by the original purchaser.

What is covered by this warranty

Triamp warrants ViseeO branded product Pods2Air in the original packaging against defects in materials and workmanship when used normally for intended use in accordance with user manual and safety notice.

What is not covered by this warranty

- Normal wear and tear
- Corrosion or rust on the frame due to extreme environmental conditions, including high humidity, salt spray, ice or snow or due to insufficient maintenance
- Incorrect assembly or installation of a third party part or accessory not compatible with the original design
- Accidental or intentional damage, abuse or neglect
- Improper storage/care of the product
- If purchased second hand or from an unauthorized reseller
- When the product has not been used for normal use and in accordance with the manufacturer's instructions
- If a repair or modification has been carried out by an unauthorized party or if the product has been dismantled with no authorization from Triamp
- Consumer dissatisfaction with the product in terms of disliking the fit, weight, functionality, colour or style



For the full warranty content please visit:
<http://www.viseeointernational.com/viseeo-warranty-information>



Replacement Charging Case for AirPods Pro

ViseeO